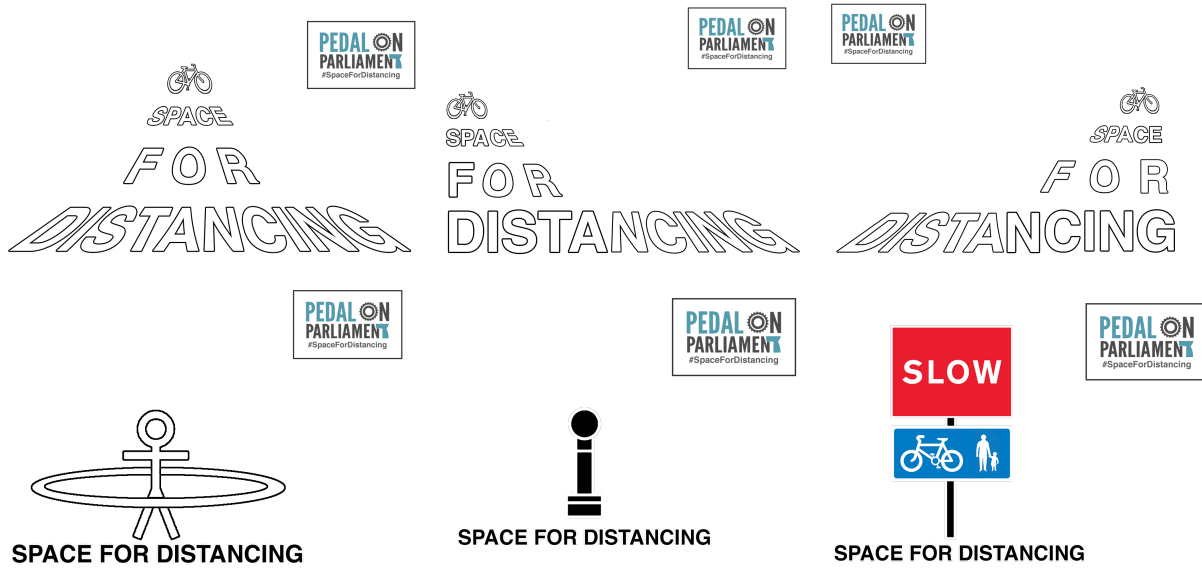
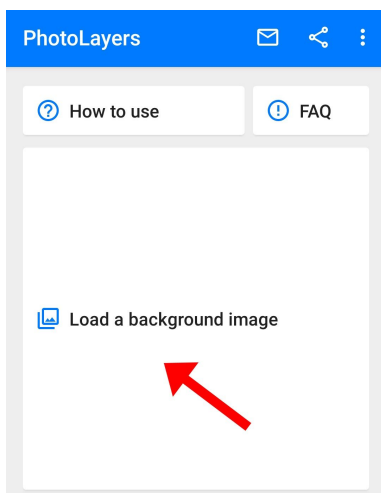



## Creating a Space for Distancing image - Phone App



1. Download the Space for Distancing graphics illustrated above from our web page onto your phone.
2. Install the Photo Layers App and open it. Many other layering apps are also available.
3. Tap 'Load a Background Image'.



4. Find your street image - it could be a photo you have taken, one someone else has taken (with permission) or a screenshot from Google Streetview.
5. Select the 'Free' crop option and then 'Done'.



6. Tap 'Add Photo'.

